





KRISHNA

B L O W E R I N D U S T R I E S

Your vision,
our fabrication

**SPECIALIST IN
INDUSTRIAL BLOWERS,
TURBINES, INDUSTRIAL FANS,
PLASTIC GRANULES /
POWDER MIXER**





About Us :

Krishna Blower Industries was established in the year 2007 with a goal of providing best and wide range of air blower to our customers. Since 2021 Company has also started manufacturing plastic/powder mixing equipment. The Company is located in Vapi, Gujarat that uses most advanced technology to manufacture most reliable, efficient, and cost-effective blowers and mixers as per our customer requirement.

We not only believe in manufacturing but also providing after sales service to our customer which include repairing, site fitting, necessary modification and problem solving. We have a group of very skilled, dedicated engineers, Technology, Design, Experience, Craftmanship that helps us in manufacturing high quality, most reliable, efficient machine at a very low price. Customer Satisfaction and happiness is our top and utmost priority.

Specialist in Industrial Fan & Plastic/Powder Mixers

Our Product

- » 1. Centrifugal Blower
 - 1.1 Exhaust Blower (High Volume Low Pressure)
 - 1.2 ID Fan (Medium Volume Medium Pressure)
 - 1.3 FD Fan (Low Volume High Pressure)
 - 1.4 Air Knife
- » 2. Vacuum Blower
 - 2.1 Turbine Blower (Single Stage)
 - 2.2 Turbine Blower (Double Stage)
 - 2.3 Roots Blower Twin/Tri Lobe
- » 3. Material Conveying System
 - 3.1 Cyclone and Blower
 - 3.2 Auto Hopper Loader
- » 4. Tube Axial Flow Fan
- » 5. Barrel Cooling Blower
 - 5.1 Single Inlet
 - 5.2 Double Inlet
- » 6. Air Pollution Control System
 - 6.1 Scrubber System
 - 6.2 Pulse Jet Dust Collector
 - 6.3 Double Bag dust collector
 - 6.4 Cyclone separator
- » 7. Mixing Machine (Plastic Solution)
 - 7.1 Vertical Mixing machine
 - 7.2 Ribbon Blender
 - 7.3 Agglomeration Mixing machine
- » 8. Other Products
 - 8.1 DIDW Blower
 - 8.2 Air Curtain
 - 8.3 Material Drying System
 - 8.4 AHU Blower
 - 8.5 Cooling Jacket






(1.1.) EXHAUST BLOWER (HIGH-CAPACITY LOW- PRESSURE)

These blowers are usually of 960 rpm to 1440 rpm. These are of high capacity/ Volume and of very low pressure. The purpose of this blower is to move large volume of hot air, gases, steam, moist air that are generated or present in the Plant to outer environment. The hot air, gases, steam or moist air that are generated in the various manufacturing plant creates an unfit and uneasy environment for the people working. Thus, it is necessary to get rid of it. These blower plays a very crucial role over here. The blowers are design as per customer requirements and to solve problems. These are also used for ventilation purpose.

Material of construction is generally MS, SS 304, SS316, PPFRRP as per the nature of gases /Material to be handled or site conditions.



(1.2.) ID FAN (MEDIUM VOLUME MEDIUM PRESSURE)


These ID Fan are of medium pressure and medium volume and are usually run at 1440 rpm to 2800 rpm. These blowers are usually designed to create suction /negative pressure in the system to extract/transport flue gases that are of high density, Powdered materials, heavy gases, Saw dust, heavy particles through ducts. These blowers are used in dust collector system, AHU System, Scrubber system as well as cyclone system.


Material Of construction of these blower are usually MS , SS 304, SS316, PPFRRP as per the nature of material to be handled.



(1.3.) FD FAN (LOW VOLUME HIGH PRESSURE)

- These blowers are of very high pressure and low capacity.
- They run at a very high speed i.e. 2800rpm.
- These blowers are generally used in boiler, furnace to increase burning efficiency.
- These are also used to blow jumbo bag, to transport heavy plastic/cement granules, in trim blower with venturi.
- Material of construction is MS, SS316, SS304, PPFRRP.





(1.4.) AIR KNIFE BLOWER

- This blower is usually used for drying purpose.
- The Knife edges are connected to the suction and the pressure part of blower via duct horde pipe and clamp.
- These blowers are usually used to dry wet plastic/paper continues film.
- Material of Construction is generally MS, SS 316.

(2) VACUUM BLOWER

(2.1.) TURBINE BLOWER SINGLE STAGE

POWER (HP)	RPM	PRESSURE M BAR	VACUUM	CAPACITY (M3/HR)	CFM
0.25	3000	60 M BAR	50 M BAR	50	29
0.5	3000	140 M BAR	130 M BAR	80	47
1	3000	160 M BAR	150 M BAR	145	85
1.5	3000	170 M BAR	160 M BAR	210	123
2	3000	200 M BAR	190 M BAR	210	123
3	3000	250 m BAR	240 m BAR	210	123
5	3000	330 M BAR	320 M BAR	400	235
7.5	3000	350 M BAR	340 M BAR	530	312
10	3000	380 M BAR	380 M BAR	530	312



(2.2.)TURBINE BLOWER DOUBLE STAGE



POWER (HP)	RPM	PRESSURE M BAR	VACUUM	CAPACITY (M3/HR)	CFM
3 HP	3000	320 M BAR	300 M BAR	170 M3/HR	100
5 HP	3000	400 M BAR	380 M BAR	290 M3/HR	171
7.5 HP	3000	420 M BAR	380 M BAR	325 M3/HR	192
10 HP	3000	500 M BAR	470 M BAR	425 M3/HR	283
15 HP	3000	600 M BAR	580 M BAR	520 M3/HR	305



(2.3) TWIN / TRI LOBE ROOTS BLOWER

The Twin/Tri Lobe Roots Blower is a high-performance, positive displacement blower for reliable industrial use. It has twin/tri lobe impellers on parallel shafts, rotating in opposite directions within a robust sealed casing. Air enters one side and exits the other, with pressure created by system back pressure, ensuring consistent airflow without compression. Hardened alloy steel timing gears synchronize rotors for smooth, contact-free operation. Oil-free design delivers contamination-free air, ideal for wastewater treatment, pneumatic conveying, and chemical processing. Built for durability, efficiency, and minimal maintenance, it ensures long-lasting, reliable performance.

Wastewater Treatment:

Twin Lobe Roots Blowers are used to aerate wastewater in treatment plants, providing the oxygen needed to break down organic matter and remove impurities.

Pneumatic Conveying:

These blowers are used to move materials like powders, pellets, and grains through pipes or ducts, using air pressure to push the materials along.

Vacuum Applications:

Twin Lobe Roots Blowers can also be used in vacuum applications, such as in packaging or printing, where they help to remove air from a space or container.

Chemical Processing:

These blowers are used in the production of chemicals, such as in the transfer of gases or liquids between tanks or vessels.

Food and Beverage Processing:

Twin Lobe Roots Blowers are used in food and beverage processing applications, such as in the aeration of dough during the baking process or the movement of ingredients through production line

(3) MATERIAL CONVEYING SYSTEM

(3.1.) CYCLONE AND BLOWER

This system is design for continuous transportation of material usually small granules to certain distance or height with help of air pressure generated from blower.

The cyclone separator will separate the material and air with the creation of vortex.





(3.2.) AUTO HOPPER LOADER



Auto Hopper Loader also known as vacuum Hopper loader is basically used for transportation of material for one place to another by creating vacuum in the hopper.

One end of the hopper is connected to the turbine blower to create suction through duct horse pipe and the other to the nozzle. The nozzle is placed at the location from where material is to be transported. The turbine will create suction in hopper; this suction is used to transport the material.


(4) TUBE AXIAL FLOW FAN

(4) TUBE AXIAL FLOW FAN


An axial flow fan is a mechanical device designed to move air or gas parallel to its axis, making it essential for efficient airflow management in various applications.

Axial fans can move large volumes of air, making them suitable for applications requiring significant ventilation. ensuring proper air circulation.

In data centers and manufacturing facilities, where effective thermal management is crucial.



(5) BARREL COOLING BLOWER



(5.1.) SINGLE INLET

Model No	M3/HR	CFM	Power	Volts	Current	RPM
SI-133-2E	225	135	50 Watt	230	0.20	2150
SI-140-2D	400	235	100 Watt	415	0.19	2200
SI-140-2E	400	235	100 Watt	230	0.40	2200
SI-160-2D	630	380	195 Watt	415	0.35	2350
SI-160-2E	630	380	195 Watt	230	0.82	2350
SI-180-2D	730	440	280 Watt	415	0.45	2150
SI-180-2E	733	440	280 Watt	230	1.33	2150
SI-240-2D	1400	840	375 Watt	415	0.75	2250
SI-240-2E	1400	840	375 Watt	230	1.33	2250



(5.2.)DOUBLE INLET

Model No	M3/HR	CFM	POWER	Volts	Current	RPM
DI-133-SE	850	510	180	230	0.73	1450
DI-133-2D	925	555	198	415	0.32	2150
DI-160-2E	1250	750	420	230	1.80	2300
DI-160-2D	1250	750	420	415	0.75	2300
DI-180-4E	1700	1020	210	230	0.90	1000
DI-18-4D	1700	1020	250	415	0.45	1700

(6) AIR POLLUTION CONTROL SYSTEM

(6.1) SCRUBBER SYSTEM

Industrial Scrubbers are crucial pollution control devices that remove hazardous particles from industrial exhaust gas streams before releasing them into the atmosphere. Scrubbers are engineered equipment that uses liquid to remove particulate matter, solids, mist, and harmful gases. The liquid in its atomized form entrains particles and pollutant gases and effectively cleans them from the gas flow



(6.2) PULSE JET DUST COLLECTOR

A dust collection system is engineered to remove particulate pollutants from the air in manufacturing plants, workshops, and industrial environments. It functions by channelling air through multiple airtight filters that capture dust and various particles. Once filtered, the purified air is either discharged outdoors or recirculated, assuming it adheres to the established emission standards.





(6.3) DOUBLE BAG DUST COLLECTOR

(6.4) CYCLONE SEPARATOR / CYCLONE DUST COLLECTOR



(7) MIXING MACHINE PLASTIC SOLUTION



(7.1) VERTICAL MIXING MACHINE

In the plastic processing industry, uniform mixing of plastic raw material is essential to maintain product quality and production efficiency. We offers a high-performance Vertical Plastic Mixer designed to deliver fast, accurate, and consistent mixing of plastic granules and additives.

Our Vertical Plastic Mixer Machine is widely used in plastic injection moulding, extrusion, recycling, compounding, and blow moulding industries, where proper material and colour blending is critical.

Our Mixers are engineered for continuous operation, durability, and reliable mixing performance.

Volume (Ltr)	BATCH CAPACITY	HEIGHT	L X W (mm)
200	100	1850	1310x850
500	250	2150	1420x850
1000	500	2675	1750x1200
2000	1000	2900	2350x1350
3000	1500	3250	2380x1350
4000	2000	3550	2680x1680
6000	3000	4100	2850x1850



(7.2) RIBBON BLENDER



A ribbon blender machine consists of a U-shaped horizontal trough and a specially fabricated helical ribbon agitator. The agitator is designed to move materials both radially and laterally to ensure uniform blending in a short time span. These machines are ideal for blending dry powders, granules, and sometimes even pastes with consistency and efficiency.

The design of the ribbon agitator allows the outer ribbons to move the material in one direction while the inner ribbons move it in the opposite direction. This counter-current movement is what ensures thorough and consistent mixing. The machines gentle yet effective mixing action is particularly suited for fragile materials that must be blended without breaking down their structure.

Total Volume (M3)	Working Volume (M3)	Working Capacity (Kg)	Power (kw)	Size in mm
0.3	0.18	200	5.5	2280*680*880*
0.5	0.3	300	7.5	2670*780*1240*
1	0.6	600	11	3140*980*1400
2	1.2	1200	15	3860*1200*1650*
3	1.8	1800	18.5	4460*1300*1700
4	2.4	2500	22	4950*1400*2000
5	3	3000	30	5280*1550*2100
6	3.6	3600	37	5530*1560*2200
8	4.8	4800	45	5100*1720*2500
10	6	6000	55	5610*1750*2500
15	9	9000	75	5820*2000*2900
20	12	12000	90	6300*2350*3160
30	18	15000	110	7000*2600*3350

(7.3) AGGLOMERATION MIXING MACHINE

Agglomeration mixing machines are specialized equipment designed for efficiently mixing powders, granules, and other materials to create homogeneous mixtures, often used in food, cosmetic, and industrial applications.

Agglomeration mixing machines are essential in various industries for creating uniform mixtures of powders and granules. These machines utilize different mixing technologies to ensure that materials are thoroughly combined, minimizing clumping and ensuring consistent product quality.



MODEL	MAIN MOTOR HP	BATCH CAPACITY (KG)	PRODUCTION KG/HR
KBI-36	50HP-60HP	20-30 Kg	200-250 Kg/Hr
KBI-30	30HP-40HP	15-20 Kg	100-150 Kg/Hr
KBI-24	20HP-25HP	10-15 Kg	60-80 Kg/Hr
KBI-20	10HP-15HP	5-10 Kg	30-60 Kg/Hr



(8) OTHER PRODUCT




(8.1) DIDW BLOWER



(8.2) AIR CURTAIN



(8.3) MATERIAL DRYING SYSTEM



(8.4) AHU FAN/BLOWER



KRISHNA

B L O W E R I N D U S T R I E S

Our Top Costumers



Friends Group



VASUDHARA

GOLDSTAB



RASHTRIYA METAL
INDUSTRIES LTD.






For Enquiries related to Centrifugal Suction/Blow Blowers Pl. Send below inputs:

- Material of construction & End use
- Volume in C.F.M. or M3/Hr.
- Static Pressure in Inches or M.M. of Water Gauge.
- Operating Temperature.
- Direction of rotation and discharge.
- Fan arrangement. (Direct/Belt/Couple drive)
- Any other accessories desired



CONTACT US

 Factory Address : Plot No J-7, J Type,
Near Faze Three Limited, Phase 1, GIDC VAPI 396191.

 krishnablowner@yahoo.com



(JAIRAM YADAV)
+91 9374739537



(KARAN YADAV)
+91 9510898049



(Office)
+91 96626 99930